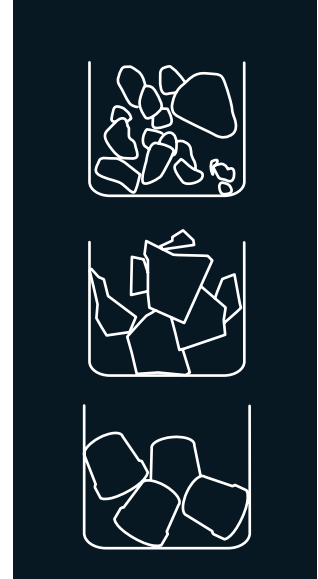


# SILO S220

















## ICE BIN FOR MODULAR ICE MACHINES

### FEATURES CARACTERÍSTICAS

- ▶ **ICE BIN CAPACITY OF 230 KG**  
SILO PARA HIELO CON CAPACIDAD DE 230KG
- ▶ **AISI 304 STAINLESS STEEL BINS.**  
SILOS DE ACERO INOXIDABLE CALIDAD AISI 304
- ▶ **VERY HARD SANITARY POLYETHYLENE VAT, RESISTANT TO BLOWS, AND SCRATCHES**  
CUBA INTERIOR DE POLIETILENO SANITARIO DE GRAN DUREZA, RESISTENTE A GOLPES, Y ROCES
- ▶ **EASY CLEANING DESIGN®: SEAMLESS ONE-PIECE VAT WITH ROUNDED CORNERS, AVOIDING POSSIBLE DIRTY POINTS AND FACILITATING CLEANING**  
EASY CLEANING DESIGN®: CUBA INTERIOR SIN JUNTAS, DE UNA SOLA PIEZA, CON ESQUINAS REDONDEADAS, ELIMINANDO POSIBLES PUNTOS DE SUCIEDAD Y FACILITANDO LA LIMPIEZA
- ▶ **DRAINAGE SYSTEM THAT COLLECTS AND DRIVES THE WATER TO THE DRAIN KEEPING THE BIN CLEAN & DRY**  
SISTEMA DE DRENAJE QUE RECOGE Y CONDUCE EL AGUA AL DESAGÜE MANTENIENDO EL SILO LIMPIO Y SECO



### RECOMMENDED MACHINES MÁQUINAS RECOMENDADAS

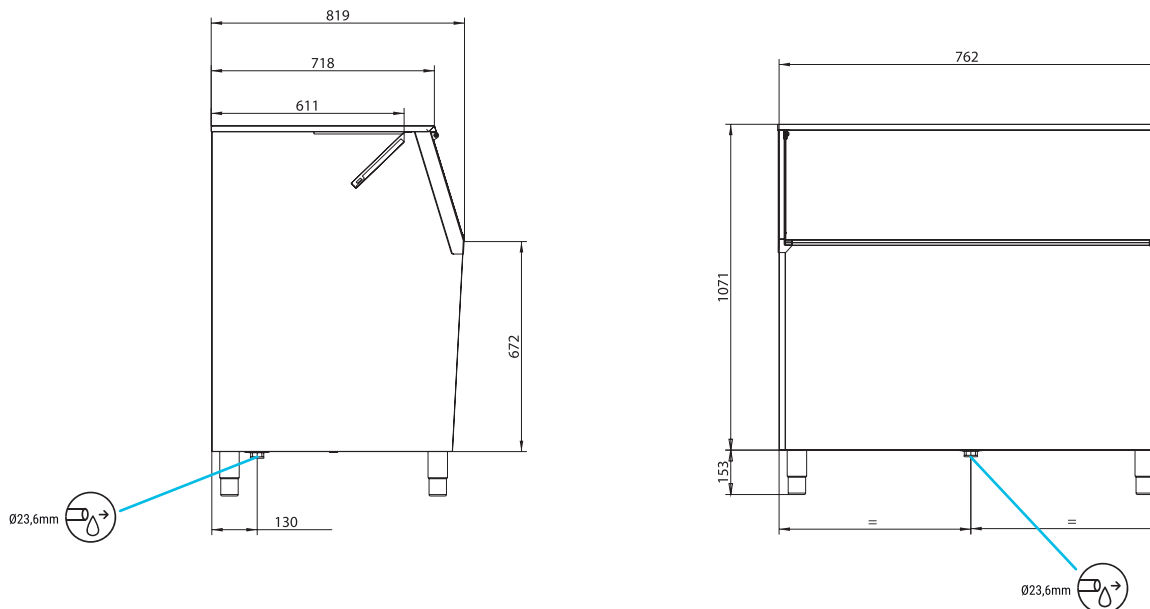
	MDP150/MR400/MP	SPIKA	QUASAR	ICE QUEEN	SCALA
  <b>RECOMMENDED</b> RECOMENDADO	 1 2 MDP150	 1 2 MS220	 MQ200	 IQ150	 IQ200
	 MP145	 MS300 SLIM		 IQ400	 IQ550
		 1 2 MS410		 IQ550 SPLIT	 IQ850 CO2SPLIT
  <b>POSSIBLE</b> (NOT OPTIMIZED) <b>POSSIBLE</b> (NO OPTIMIZADO)				 IQ1100 SPLIT	

# TECHNICAL SCHEME ESQUEMA TÉCNICO

## SILO S220

**RIGHT SIDE VIEW**  
VISTA LATERAL DERECHA

**FRONTAL VIEW**  
VISTA FRONTAL



\* All measurements in mm.  
\* Todas las cotas en mm.

## ACCESSORIES ACCESORIOS

### INCLUDED



4 HEIGHT ADJUSTABLE LEG KIT  
KIT 4 PATAS ALTURA REGULABLE



LARGE SCOOP  
PALA GRANDE



WATER OUTLET HOSE  
MANGUERA DE DESAGÜE



DRAINAGE ELBOW  
CODO DE DESAGÜE



SILO S220

230

184

Width 762  
Depth 819  
Height\* 1.071

56

Width 850  
Depth 890  
Height 1.210

68

0,92

\*1.224 mm with legs  
\*1.224 mm con patas



INDUSTRIA TÉCNICA VALENCIANA, S.A.  
POL. IND. SECTOR 13, AVDA. DELS HOSTALERS, 2  
46394 RIBARROJA DE TURIA, VALENCIA, SPAIN  
PHONE: +34 96 166 75 75 | FAX: +34 96 166 81 00  
info@itv.es | www.itv.es



SERVICE  
SERVICIO ASISTENCIA TÉCNICA  
service@itv.es  
Skype: ITV.Service  
+34 961 667 639  
8:00AM | 7:00PM



Subject to certain limitations  
and exclusions. Only spare parts.  
Sujeto a limitaciones y exclusiones.  
Solo piezas de repuesto.

